

FLY

con palpebra/with "eyelip"



IP 65
Class I



I

Apparecchio a doppia emissione per installazione prevalentemente a parete e a muretto.

Possibilità di regolare il flusso luminoso per ottenere effetti di luce diretta e indiretta.

Corpo

Lega di alluminio pressofuso

Diffusore

Policarbonato trasparente

Verniciatura

Poliestere

GB

Double light emission luminaire for installation prevalently on wall or low wall. It is possible to regulate the light flow in order to obtain direct or indirect light effects.

Body




Die cast aluminium alloy

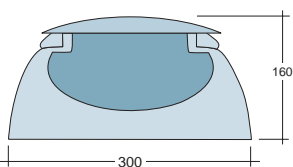
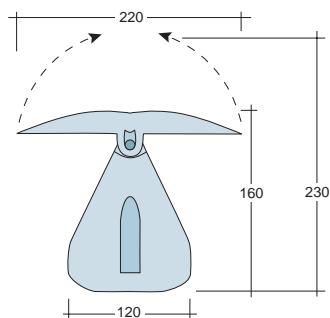
Diffuser

Trasparente polycarbonate

Paint

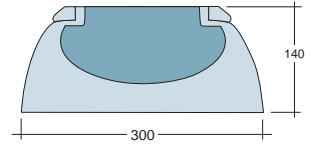
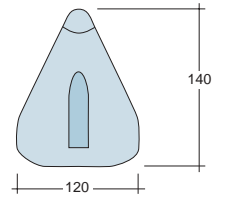
Polyester

FLY con palpebra/with "eyelip"					
Lamp	Data Sheet/Dati	Lumen	Code	Colour	Diffuser
	Max 60W E27 IAA	600	4.000		
	26W Gx24 d-3 FSM	1.800	4.001	09 alluminio aluminium	60 trasparente transparent
	42W/32W Gx24 q-4 FSMH	3.200	4.002		



FLY

senza palpebra/without "eyelip"



IP 65
Class I



I

Apparecchio d'illuminazione per installazione a parete, soffitto e muretto.

Apparecchio ad emissione diretta.

Corpo

Lega di alluminio pressofuso

Diffusore

Policarbonato trasparente

Verniciatura

Poliestere

GB

Luminaire for installation on wall, ceiling or low wall.

Direct light emission.

Body




Die cast aluminium alloy

Diffuser

Trasparente polycarbonate

Paint

Polyester

FLY senza palpebra/without "eyelip"					
Lamp	Data Sheet/Dati	Lumen	Code	Colour	Diffuser
	Max 60W E27 IAA	600	4.003		
	26W Gx24 d-3 FSM	1.800	4.004	09 alluminio aluminium	60 trasparente transparent
	42W/32W Gx24 q-4 FSMH	3.200	4.005		

