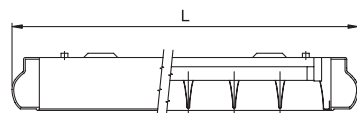
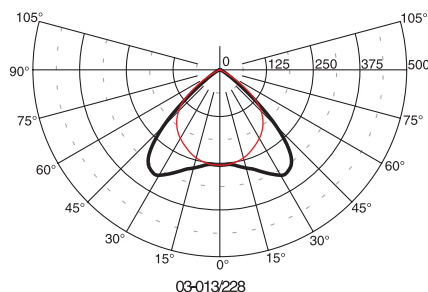
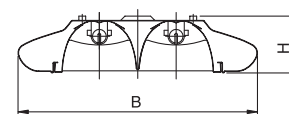
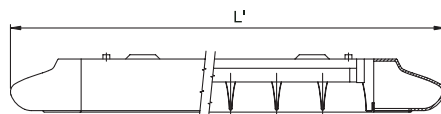


### Ceiling and suspended luminaires



L - length with flat endings



**Material:**

- body: a steel sheet finished by powder technology varnishing
- color: white RAL 9003 and metallic gray RAL 9006
- louvre: highly polished or matted parabolic louvre made of a pure aluminium sheet (luminaires with T5 fluorescent lamps have the louvre made of MIRO aluminium), polished or matted Christmas tree louvre with profiled lamellae

**Degree of protection:** IP 20

**Nominal voltage:** 230V/50Hz

**Control gear:**

standard, electronic or dimmable ballast, the luminaires are offered also in emergency version

**Mounting:**

separate mounting on a ceiling or on wire pendants

**Accessories** (must be ordered separately):

- wire pendant without a power supply cable (120 cm) 99-087/120
- wire pendant with a power supply cable 3x1,5mm<sup>2</sup> (120 cm) 99-088/120
- wire pendant with a power supply cable 5x1,5mm<sup>2</sup> (120 cm) 99-089/120

**Application:**

reception decks  
corridors  
shops and boutiques  
restaurants  
computer labs  
representative offices

Code	Power	Louvre	Lamp	Cap	L/LixBxH (mm)	kg
03-013/218/1 2 3 4	2x18W	B, C, D, J	T8 lamp	G13	704/794x280x66	4,5
03-013/236/1 2 3 4	2x36W	B, C, D, J	T8 lamp	G13	1314/1404x280x66	8,4
03-013/258/1 2 3 4	2x58W	B, C, D, J	T8 lamp	G13	1614/1704x280x66	10,3
03-013/214/C 2 3 4	2x14W	B, C	T5 lamp	G5	664/754x280x66	4,3
03-013/228/C 2 3 4	2x28W	B, C	T5 lamp	G5	1268/1358x280x66	8,0
03-013/235/C 2 3 4	2x35W	B, C	T5 lamp	G5	1564/1654x280x66	10,0

If requested, luminaires with T5 lamps (24W, 49W, 54W, 80W) can be specially ordered.

1 - B (standard ballast) - C (electronic ballast)

2 - B (highly polished parabolic louvre, 60°)

- C (matted parabolic louvre, 60°)

- D (polished Christmas tree louvre - for T8 lamps only)

- J (matted Christmas tree louvre - for T8 lamps only)

3 - - (standard louvre)

- L (economical variant - lower quantity of lamellae) Only for B and D louvres.

4 - 1 (flat endings) - 2 (rounded endings)

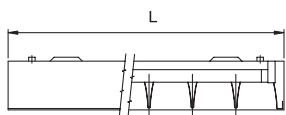
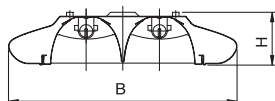


### Ceiling and suspended lighting systems - direct

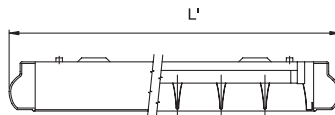


**Accessories:** (must be ordered separately)

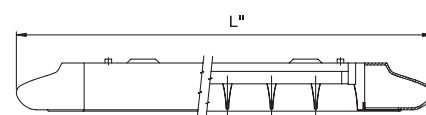
- flat endings 99-130
- round endings 99-131
- pendant
  - 99-087/120 (120 cm) without a power supply cable
  - 99-088/120 (120 cm) with a power supply cable 3x1,5mm<sup>2</sup>
  - 99-089/120 (120 cm) with a power supply cable 5x1,5 mm<sup>2</sup>



L - length without ending



L' - length with flat endings



L'' - length with rounded endings

Code	Power	Louvre	Lamp	Cap	L	L'	L''	B	H	kg
03-023/218/1 2	2x18W	B, C, D, J	T8 lamp	G13	630	704	794	280	66	4,3
03-023/236/1 2	2x36W	B, C, D, J	T8 lamp	G13	1240	1314	1404	280	66	8,1
03-023/258/1 2	2x58W	B, C, D, J	T8 lamp	G13	1540	1614	1704	280	66	10,1
03-023/214/C 2	2x14W	B, C	T5 lamp	G5	590	664	754	280	66	4,2
03-023/228/C 2	2x28W	B, C	T5 lamp	G5	1194	1268	1358	280	66	7,9
03-023/235/C 2	2x35W	B, C	T5 lamp	G5	1490	1564	1654	280	66	9,9

If requested, luminaires with T5 lamps (24W, 49W, 54W, 80W) can be specially ordered.


1 - B (standard ballast) - C (electronic ballast)

2 - B (highly polished parabolic louvre, 60°) - C (matted parabolic louvre, 60°)

- D (polished Christmas tree louvre - for T8 lamp)

- J (matted Christmas tree louvre - for T8 lamp)


#### Couplings of serie 03-02, 03-03




99-490



99-491



99-492

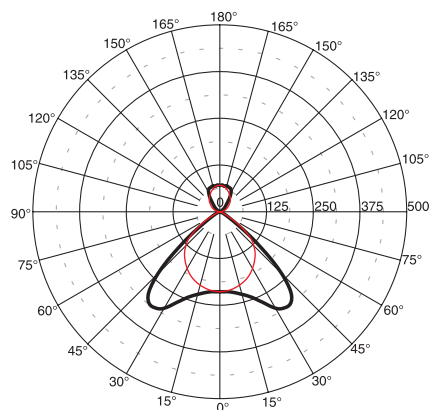



99-493



99-494

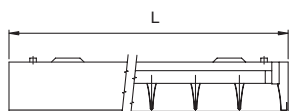
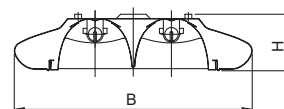




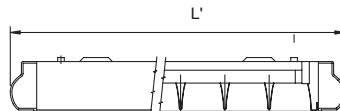
03-033228

**Accessories:** (must be ordered separately)

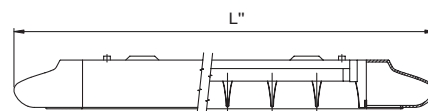
- flat ending 99-130
- round ending 99-131
- pendants
  - 99-087/120 (120 cm) without a power supply cable
  - 99-088/120 (120 cm) with a power supply cable 3x1,5 mm<sup>2</sup>
  - 99-089/120 (120 cm) with a power supply cable 5x1,5 mm<sup>2</sup>



L - length without endings



L' - length with flat endings



L'' - length with rounded endings

Code	Power	Louvre	Lamp	Cap	L	L'	L''	B	H	kg
03-033/218/1 2	2x18W	B, C, D, J	T8 lamp	G13	630	704	794	280	66	4,3
03-033/236/1 2	2x36W	B, C, D, J	T8 lamp	G13	1240	1314	1404	280	66	8,1
03-033/258/1 2	2x58W	B, C, D, J	T8 lamp	G13	1540	1614	1704	280	66	10,1
03-033/214/C 2	2x14W	B, C	T5 lamp	G5	590	664	754	280	66	4,2
03-033/228/C 2	2x28W	B, C	T5 lamp	G5	1194	1268	1358	280	66	7,9
03-033/235/C 2	2x35W	B, C	T5 lamp	G5	1490	1564	1654	280	66	9,9

If requested, luminaires with T5 lamps (24W, 49W, 54W, 80W) can be specially ordered.

1 - B (standard ballast) - C (electronic ballast)

2 - B (highly polished parabolic louvre, 60°)

- C (matted parabolic louvre, 60°)

- D (polished Christmas tree louvre - for T8 lamp)

- J (matted Christmas tree louvre- for T8 lamp)

**Interconnecting modules of serie 03-02, 03-03**

Code	Description	LxBxH	kg
03-000/218	Plain module	630x280x66	3,3
03-000/236	Plain module	1240x280x66	6,9
03-000/258	Plain module	1540x280x66	8,9
03-100/218	Sign module	630x280x66	3,3
03-003/218	Luminous sign module	630x280x66	3,3
03-103/218	Lumin. emerg. mod. with an invertor	630x280x66	3,5



Emergency module



Plain module

