


Recessed luminaires - inlay mounting



Material:

- body: a steel sheet finished by powder technology varnishing
- color: white (RAL 9003)
- louvre: highly polished or matted double parabolic louvre made of an aluminium sheet; polished or matted Christmas tree louvre; white louvr

diffuser: a prismatic cover, an opaline cover

Degree of protection: IP 20

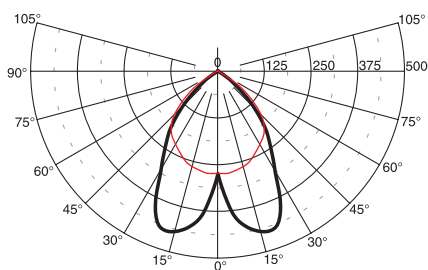
Rated voltage: 230V/50Hz

Control gear: standard or electronic ballast, dimmable ballast on request; the luminaires are offered also in emergency version

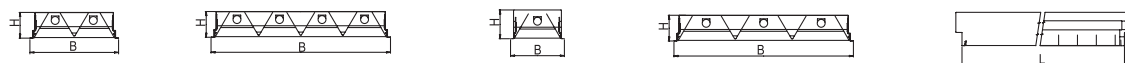
Mounting: ceiling modules M 600 - inlay mounting

Application:

- representative offices
- conference and lecture halls
- department stores
- boutiques
- corridors



30-023/418/BB



Code	Power	Louvre	Lamp	Cap	LxBxH (mm)	Module	kg
30-023/118/1 2	1x18W	A,B,C,D,E,F,G,H,J,X,Z	T8 lamp	G13	593x178x95	M600	2,8
30-023/136/1 2	1x36W	A,B,C,D,E,F,G,H,J,X,Z	T8 lamp	G13	1193x178x95	M600	3,6
30-023/158/1 2	1x58W	A,B,C,D,E,F,G,H,J,X,Z	T8 lamp	G13	1493x178x95	M600	5,1
30-023/218/1 2	2x18W	A,B,C,D,E,F,G,H,J,X,Z	T8 lamp	G13	593x293x85	M600	3,6
30-023/236/1 2	2x36W	A,B,C,D,E,F,G,H,J,X,Z	T8 lamp	G13	1193x293x85	M600	7,7
30-023/258/1 2	2x58W	A,B,C,D,E,F,G,H,J,X,Z	T8 lamp	G13	1493x293x85	M600	9,2
30-023/318/1 2	3x18W	A,B,C,D,E,F,G,H,J,X,Z	T8 lamp	G13	593x593x85	M600	6,8
30-023/336/1 2	3x36W	A,B,C,D,E,F,G,H,J,X,Z	T8 lamp	G13	1193x593x85	M600	12,0
30-023/418/1 2	4x18W	A,B,C,D,E,F,G,H,J,X,Z	T8 lamp	G13	593x593x85	M600	7,3
30-023/436/1 2	4x36W	A,B,C,D,E,F,G,H,J,X,Z	T8 lamp	G13	1193x593x85	M600	12,5

1 - B (standard ballast) - C (electronic ballast) - F (electronic ballast Beghelli - only for 4x18W luminaires)
 2 - A (white louvre) - B (highly polished parabolic louvre, 60°)
 - C (matted parabolic louvre, 60°) - D (polished Christmas tree louvre) - E (highly polished parabolic louvre)
 - F (matted parabolic louvre) - G (polished Christmas tree louvre, eco) - H (matted Christmas tree louvre, eco)
 - J (matted Christmas tree louvre) - X (prismatic cover) - Z (opaline cover)



Recessed luminaires - universal mounting



Material:

- body: a steel sheet finished by powder technology varnishing
- color: white (RAL 9003)
- louvre: highly polished or matted double parabolic louvre made of an aluminium sheet; polished or matted Christmas tree louvre; white louvre
- diffuser: a prismatic cover, an opaline cover

Degree of protection: IP 20

Rated voltage: 230V/50Hz

Control gear:

standard or electronic ballast, dimmable ballast on request; the luminaires are offered also in emergency version

Mounting:

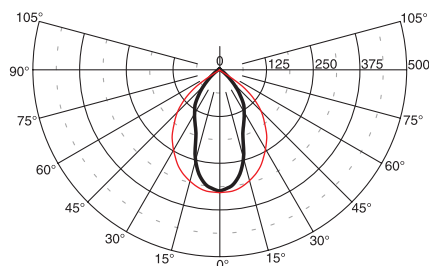
universal mounting in ceiling systems M 625, in plaster ceilings, in ALU-panel ceilings (only for one-lamp luminaires)

Accessories: (must be ordered separately)

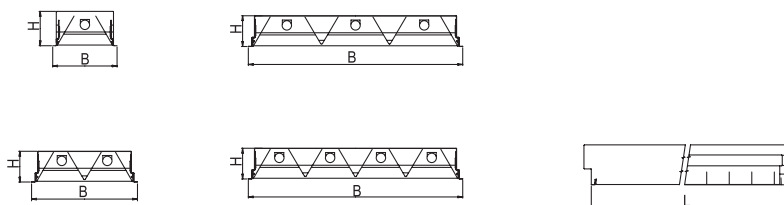
- steel holders (4pcs for one luminaire needed)
- 99-294 in ALU-panel ceilings (4pcs)
- 99-298 in ceiling systems (4pcs)
- 99-299 in plaster ceilings (4pcs)

Application:

- representative offices
- conference and lecture halls
- department stores
- corridors



30-033/418/CD



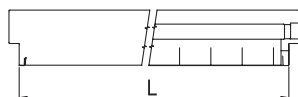
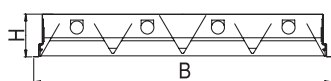

Code	Power	Louvre	Lamp	Cap	LxBxH (mm)	Module	Hole cut out (mm)	kg
30-033/118/1 2	1x18W	A,B,C,D,E,F,G,H,J,X,Z	T8 lamp	G13	623x211x90	M625	580x158	2,8
30-033/136/1 2	1x36W	A,B,C,D,E,F,G,H,J,X,Z	T8 lamp	G13	1247x211x90	M625	1175x158	3,6
30-033/158/1 2	1x58W	A,B,C,D,E,F,G,H,J,X,Z	T8 lamp	G13	1547x211x90	M625	1475x158	5,1
30-033/218/1 2	2x18W	A,B,C,D,E,F,G,H,J,X,Z	T8 lamp	G13	623x311x90	M625	580x275	3,6
30-033/236/1 2	2x36W	A,B,C,D,E,F,G,H,J,X,Z	T8 lamp	G13	1247x311x90	M625	1175x275	7,7
30-033/258/1 2	2x58W	A,B,C,D,E,F,G,H,J,X,Z	T8 lamp	G13	1547x311x90	M625	1475x275	9,2
30-033/318/1 2	3x18W	A,B,C,D,E,F,G,H,J,X,Z	T8 lamp	G13	623x573x90	M625	580x580	6,8
30-033/336/1 2	3x36W	A,B,C,D,E,F,G,H,J,X,Z	T8 lamp	G13	1247x573x90	M625	1175x580	12,0
30-033/418/1 2	4x18W	A,B,C,D,E,F,G,H,J,X,Z	T8 lamp	G13	623x622x90	M625	580x580	7,3
30-033/436/1 2	4x36W	A,B,C,D,E,F,G,H,J,X,Z	T8 lamp	G13	1247x622x90	M625	1175x580	12,5

1 - B (standard ballast) - C (electronic ballast)

2 - A (white louvre) - B (highly polished parabolic louvre, 60°) - C (matted parabolic louvre, 60°) - D (polished Christmas tree louvre) - E (highly polished parabolic louvre) - F (matted parabolic louvre) - G (polished Christmas tree louvre, eco) - H (matted Christmas tree louvre, eco) - J (matted Christmas tree louvre) - X (prismatic cover) - Z (opaline cover)



Recessed luminaires



Material:

- body: a steel sheet finished by powder technology varnishing
- color: white (RAL 9003)
- louvre: highly polished double parabolic louvre made of an aluminium sheet; polished Christmas tree louvre

Degree of protection: IP 20

Rated voltage: 230V/50Hz

Control gear: standard or electronic ballast

Mounting:

- 30-08:** ceiling modules M 600
 - inlay mounting
- 30-09:** ceiling modules M 625
 - universal mounting, mounting in plaster ceilings

Accessories: (must be ordered separately)
 steel holders (4pcs for one luminaire needed)
 99-298 in ceiling systems (4pcs)
 99-299 in plaster ceilings (4pcs)

Application:


- representative offices
- conference and lecture halls
- department stores
- boutiques
- corridors

Code	Power	Louvre	Lamp	Cap	LxBxH (mm)	Module	kg
30-083/418/1 2	4x18W	BL,DL	T8 lamp	G13	593x593x85	M600	7,3
30-093/418/1 2	4x18W	BL,DL	T8 lamp	G13	622x622x90	M625	7,5

- 1 - B (standard ballast - parallel compensation)
 - F (electronic ballast Beghelli)
- 2 - BL (highly polished parabolic louvre, lower quantity of lamellae)
 - DL (polished Christmas tree louvre, lower quantity of lamellae)

The luminaires are standard delivered without ignitors.
 Industry package of the luminaires is 30pcs per pallet.

Recessed luminaires



Material:

- body: a steel sheet finished by powder technology varnishing
- color: white (RAL 9003)
- louvre: highly polished double parabolic louvre made of an aluminium sheet; polished Christmas tree louvre

Degree of protection: IP 20

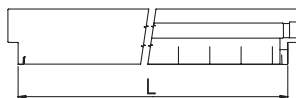
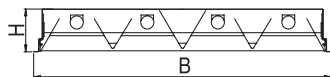
Rated voltage: 230V/50Hz

Control gear: standard or electronic ballast

Mounting: ceiling modules M 610 - inlay mounting

Application:

- representative offices
- conference and lecture halls
- department stores
- boutiques
- corridors



Code	Power	Louvre	Lamp	Cap	LxBxH (mm)	Module	kg
30-683/418/1 2	4x18W	BL,DL	T8 lamp	G13	605x605x85	M610	7,3

1 - B (standard ballast - parallel compensation)

- F (electronic ballast Beghelli)

2 - BL (highly polished parabolic louvre, lower quantity of lamellae)

- DL (polished Christmas tree louvre, lower quantity of lamellae)

The luminaires are standard delivered without ignitors.
Industry package of the luminaires is 30pcs per pallet.