

Street luminaires



Material:

- body – the gearbox is made of die-cast aluminium alloy, finished by powder technology varnishing, the cover is made of glass fibre hardened nylon (adjustable lamp position)
- color – gray RAL 7038
- reflector – pressed aluminium, oxydized polishing, cut-off louvre
- diffuser – planar hardened glass, tilting, resistant to bumps and thermic shocks

Degree of protection: IP 65

Rated voltage: 230V/50Hz

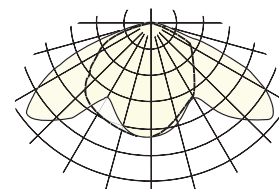
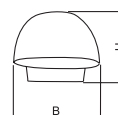
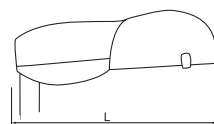
Control gear: standard ballast with parallel compensation

Mounting: on a stand or jib (Ø 60 mm)

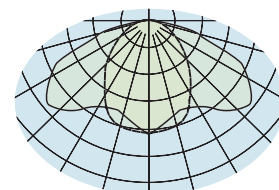
Accessories: silicon cover gasket, neoprene insulation of the wiring box, cable gland PG 13,5; stainless steel screws separate order - self - locking terminal block in the version with double insulation

Application:

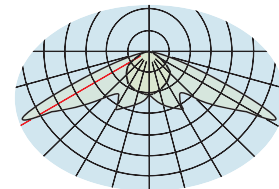
- roads,
- motorways,
- residential precincts,
- commercial areas,
- parking lots,
- streets and parks



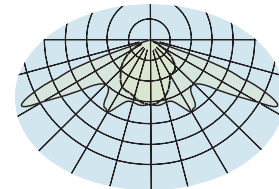
51-055/112/B



51-055/125/B



51-056/115/B



51-056/125/B

Code	Power	Lamp	Cap	LxBxH (mm)	kg
51-055/108/B	1x80W	h.p. mercury lamp	E27	600x330x240	6,2
51-055/112/B	1x125W	h.p. mercury lamp	E27	600x330x240	6,5
51-055/125/B	1x250W	h.p. mercury lamp	E40	600x330x240	6,8
51-055/140/B	1x400W	h.p. mercury lamp	E40	600x330x240	6,8
51-056/105/B	1x50W	h.p. sodium lamp	E27	600x330x240	6,9
51-056/170/B	1x70W	h.p. sodium lamp	E27	600x330x240	7,0
51-056/115/B	1x150W	h.p. sodium lamp	E40	600x330x240	7,1
51-056/125/B	1x250W	h.p. sodium lamp	E40	600x330x240	7,3
51-056/140/B	1x400W	h.p. sodium lamp	E40	600x330x240	7,6
51-057/110/B	1x100W	metal hal. lamp	E40	600x330x240	6,1
51-057/115/B	1x150W	metal hal. lamp	E40	600x330x240	6,3
51-057/125/B	1x250W	metal hal. lamp	E40	600x330x240	6,5
51-057/140/B	1x400W	metal hal. lamp	E40	600x330x240	6,8

Street luminaires



Material:

- body – the gearbox is made of die-cast aluminium, finished by powder technology varnishing, the cover is made of glass fibre hardened nylon (adjustable lamp position)
- color – gray RAL 7038
- reflector – pressed aluminium, oxydized polishing
- diffuser – hardened glass, tilting, resistant to bumps and thermic shocks

Degree of protection: IP 65

Rated voltage: 230V/50Hz

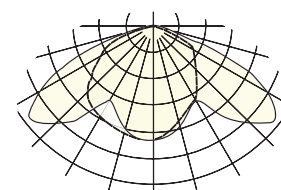
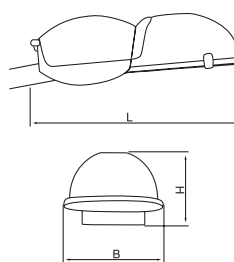
Control gear: standard ballast

Mounting: on a stand or jib (Ø60 mm)

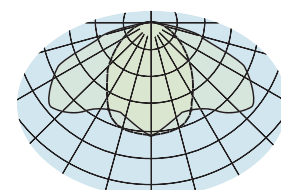
Accessories: self-locking terminal in the version with double insulation (must be ordered separately)

Application:

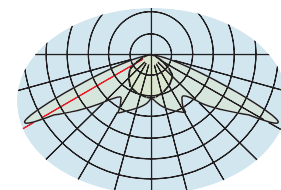
roads,
motorways,
residential precincts,
commercial areas,
parking lots,
streets and parks



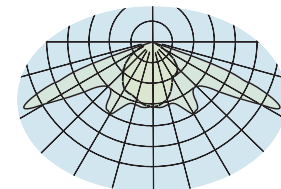
51-065/112/B



51-065/125/B



51-066/115/B



51-066/125/B

Code	Power	Lamp	Cap	BxH (mm)	kg
51-065/108/B	1x80W	h.p. mercury lamp	E27	580x318x220	6,4
51-065/112/B	1x125W	h.p. mercury lamp	E27	580x318x220	6,7
51-065/125/B	1x250W	h.p. mercury lamp	E40	580x318x220	7,0
51-065/140/B	1x400W	h.p. mercury lamp	E40	580x318x220	7,0
51-066/105/B	1x50W	h.p. sodium lamp	E27	580x318x220	7,1
51-066/107/B	1x70W	h.p. sodium lamp	E27	580x318x220	7,2
51-066/115/B	1x150W	h.p. sodium lamp	E40	580x318x220	7,3
51-066/125/B	1x250W	h.p. sodium lamp	E40	580x318x220	7,5
51-066/140/B	1x400W	h.p. sodium lamp	E40	580x318x220	7,8
51-067/110/B	1x100W	metal hal. lamp	E40	580x318x220	6,3
51-067/115/B	1x150W	metal hal. lamp	E40	580x318x220	6,5
51-067/125/B	1x250W	metal hal. lamp	E40	580x318x220	6,7
51-067/140/B	1x400W	metal hal. lamp	E40	580x318x220	7,0



Street luminaires



Material:

- body – the gear box cover is made from glass fibre reinforced UV-stabilized polypropylene
- color – gray
- reflector – hammered aluminium sheet
- diffuser – transparent UV-stabilized PMMA, tilting

Degree of protection: IP 54

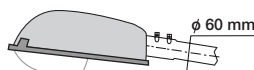
Rated voltage: 230V/50Hz

Control gear: standard ballast (compensated)

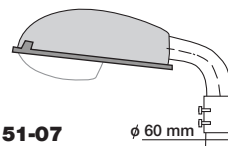
Mounting: 51-07 on straight pole (∅ 60mm)
51-08 on jib (∅ 60mm)

Application:

residential precincts,
parking lots,
streets and parks



51-08



51-07

Code	Power	Lamp	Cap	LxBxH (mm)	kg
51-075/108/B	1x80W	h.p. mercury	E27	520x300x210	4,1
51-075/112/B	1x125W	h.p. mercury	E27	520x300x210	4,1
51-076/105/B	1x50W	h.p. sodium	E27	520x300x210	4,1
51-076/107/B	1x70W	h.p. sodium	E27	520x300x210	4,1
51-085/108/B	1x80W	h.p. mercury	E27	520x300x210	4,1
51-085/112/B	1x125W	h.p. mercury	E27	520x300x210	4,1
51-086/105/B	1x50W	h.p. sodium	E27	520x300x210	4,1
51-086/107/B	1x70W	h.p. sodium	E27	520x300x210	4,1